

Scaled data based on original data using
LM-79-08 Approved Method: Electrical and Photometric Measurements of Solid-
State Lighting Products

Test Report Prepared for
Cooper Lighting Solutions
(formerly Eaton)

Brand: McGRAW-EDISON

Report Number: P200365

Luminaire Tested: **GWC-AF-01-LED-E1-T4FT-7050-800**

Issue Date: 3/3/2020

Test Information

Test Method: LM-79-08
Report Number: P200365
TEST IS SCALED FROM IESNA LM-79-08 TEST DATA (P24295)
Test Lab: INNOVATION CENTER P2
Issue Date: 3/3/2020
Manufacturer: COOPER LIGHTING SOLUTIONS (FORMERLY EATON)
Product Line: MCGRAW-EDISON
Catalog Number: GWC-AF-01-LED-E1-T4FT-7050-800
Description: GALLEON WALL LUMINAIRE
(1) 70 CRI, 5000K, 800mA LIGHTSQUARE WITH 16 LEDS EACH AND TYPE IV FORWARD THROW OPTICS
Light Source: -
Ballast/Driver: ELECTRONIC DRIVER

Summary

Lumens per Lamp: N/A
Luminaire Lumens: 5167 lumens
Efficiency: N/A
Efficacy: 117.4 lumens/watt
Luminous Opening: Rectangular (W 0.5' x L: 0.5' x H: 0')
IES Classification: Type IV - Short - Non-Cutoff
BUG Rating: B1 - U0 - G2

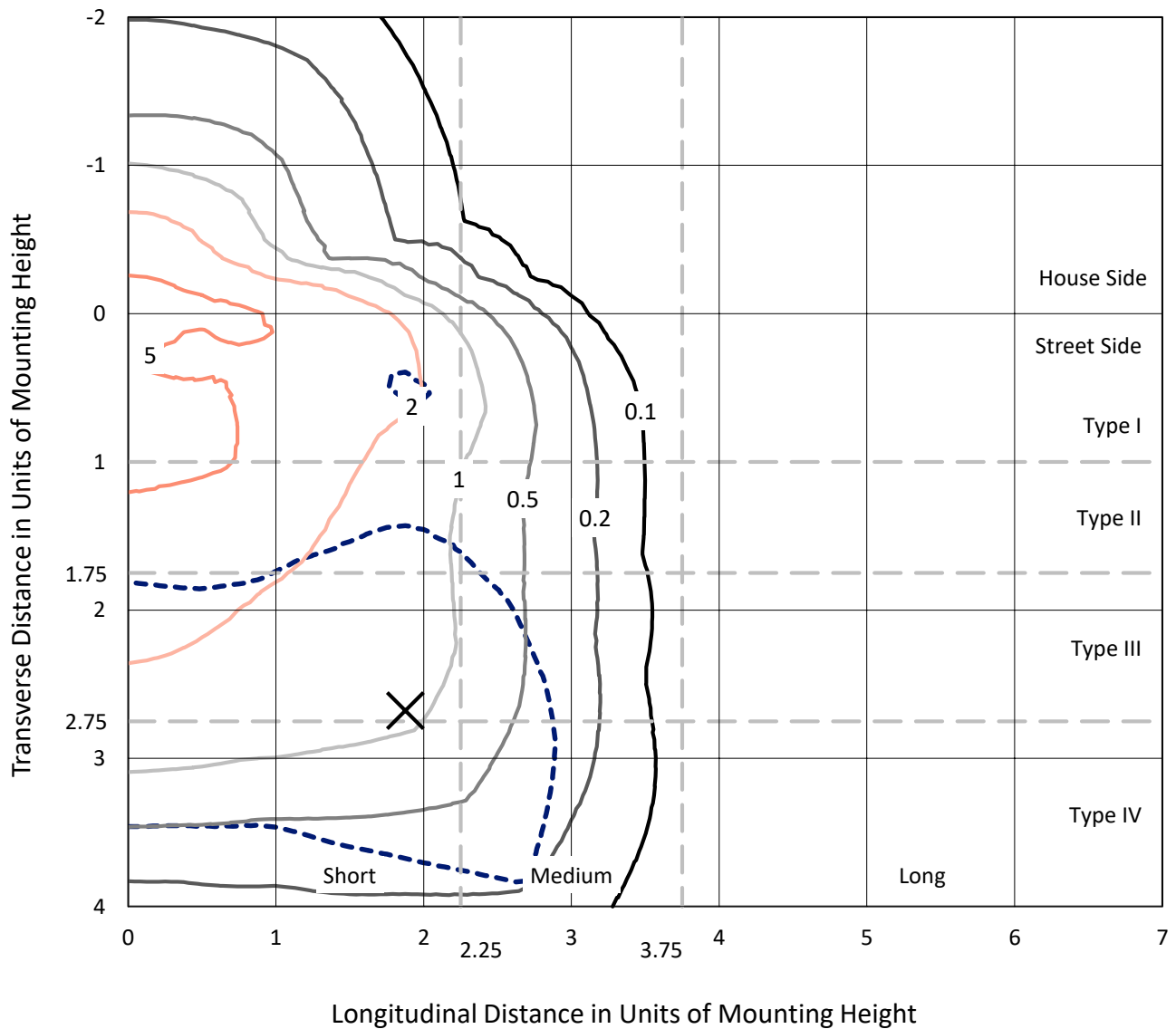
Input Watts (W): 44
Input Voltage (V): NR
Input Current (Ain): NR
Voltage Rise (V): NR
Power Factor: NR
Total Harmonic Distortion (THDi): NR
Frequency (hertz): 60
Stabilization Time: NR
Operation Time: NR
Ambient Temperature (°C): NR
Test Distance: 25 FT



REPORT NUMBER: P200365
 CATALOG NUMBER: GWC-AF-01-LED-E1-T4FT-7050-800

Iso-Footcandle Lines of Horizontal Illumination

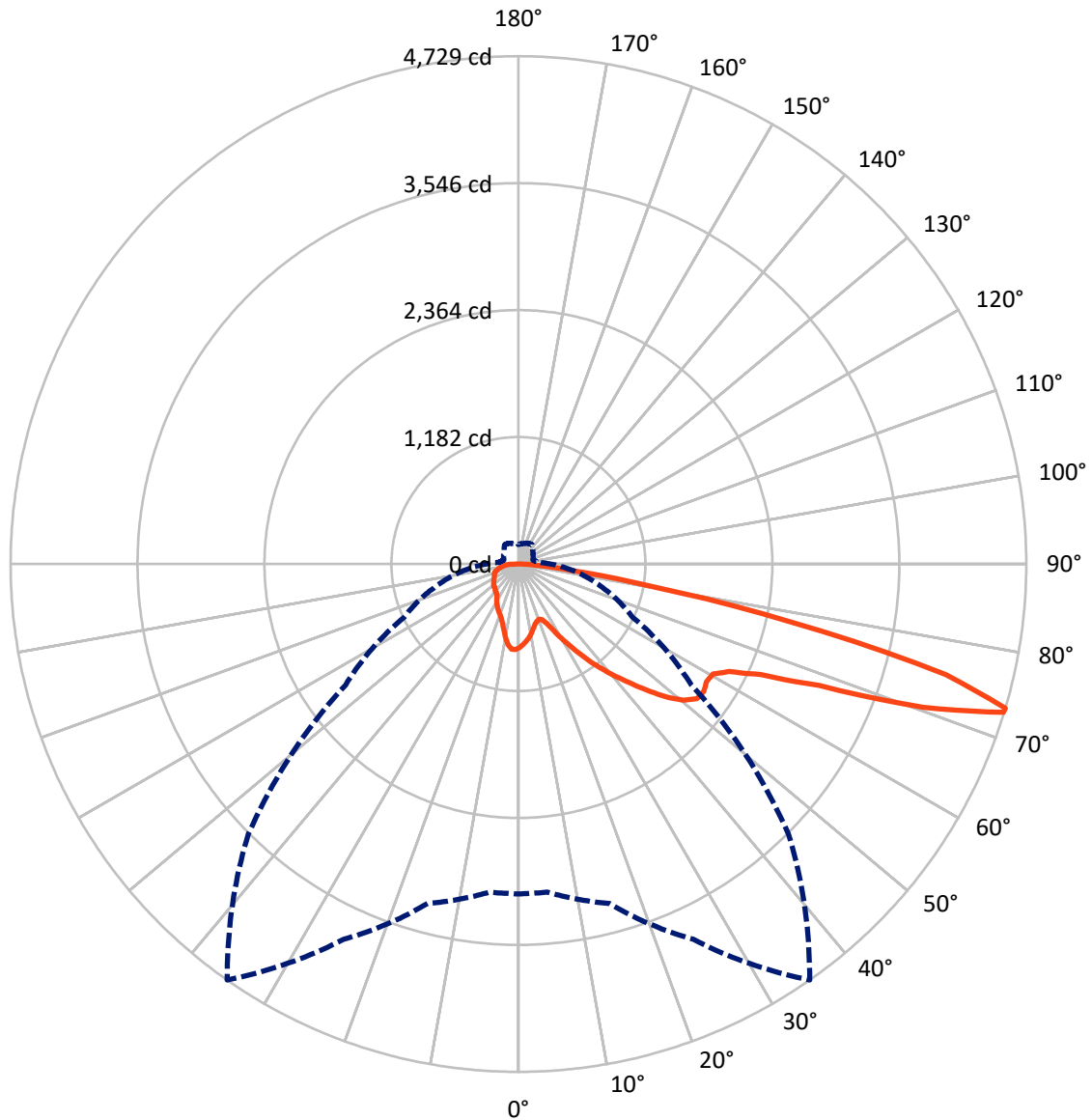
× Max cd
 - - - 1/2 Max cd



Based on 10 foot mounting height. Maximum calculated value = 7.8 fc
 Type IV - Short - Non-Cutoff

REPORT NUMBER: P200365
CATALOG NUMBER: GWC-AF-01-LED-E1-T4FT-7050-800

Luminous Intensity Polar Plot



— Vertical Plane Through 35-Deg Lateral - - - Horizontal Cone Through 73-Deg Vertical

REPORT NUMBER: P200365

CATALOG NUMBER: GWC-AF-01-LED-E1-T4FT-7050-800

FLUX DISTRIBUTION:

		Downward	Upward	Total
House Side	Lumens	985.5	0.0	985.5
	% Fixture	19.1	0.0	19.1
Street Side	Lumens	4181.5	0.0	4181.5
	% Fixture	80.9	0.0	80.9
Total	Lumens	5167.0	0.0	5167.0
	% Fixture	100.0	0.0	100.0

ZONAL LUMENS:

Zone	Lumens	% Fixture
0°-10°	70.6	1.4
10°-20°	176.2	3.4
20°-30°	284.9	5.5
30°-40°	477.7	9.2
40°-50°	736.3	14.3
50°-60°	987.8	19.1
60°-70°	1316.0	25.5
70°-80°	1003.7	19.4
80°-90°	113.8	2.2
90°-100°	0.0	0.0
100°-110°	0.0	0.0
110°-120°	0.0	0.0
120°-130°	0.0	0.0
130°-140°	0.0	0.0
140°-150°	0.0	0.0
150°-160°	0.0	0.0
160°-170°	0.0	0.0
170°-180°	0.0	0.0
0°-90°	5167.0	100.0
0°-180°	5167.0	100.0

Coefficient of Utilization



REPORT NUMBER: P200365

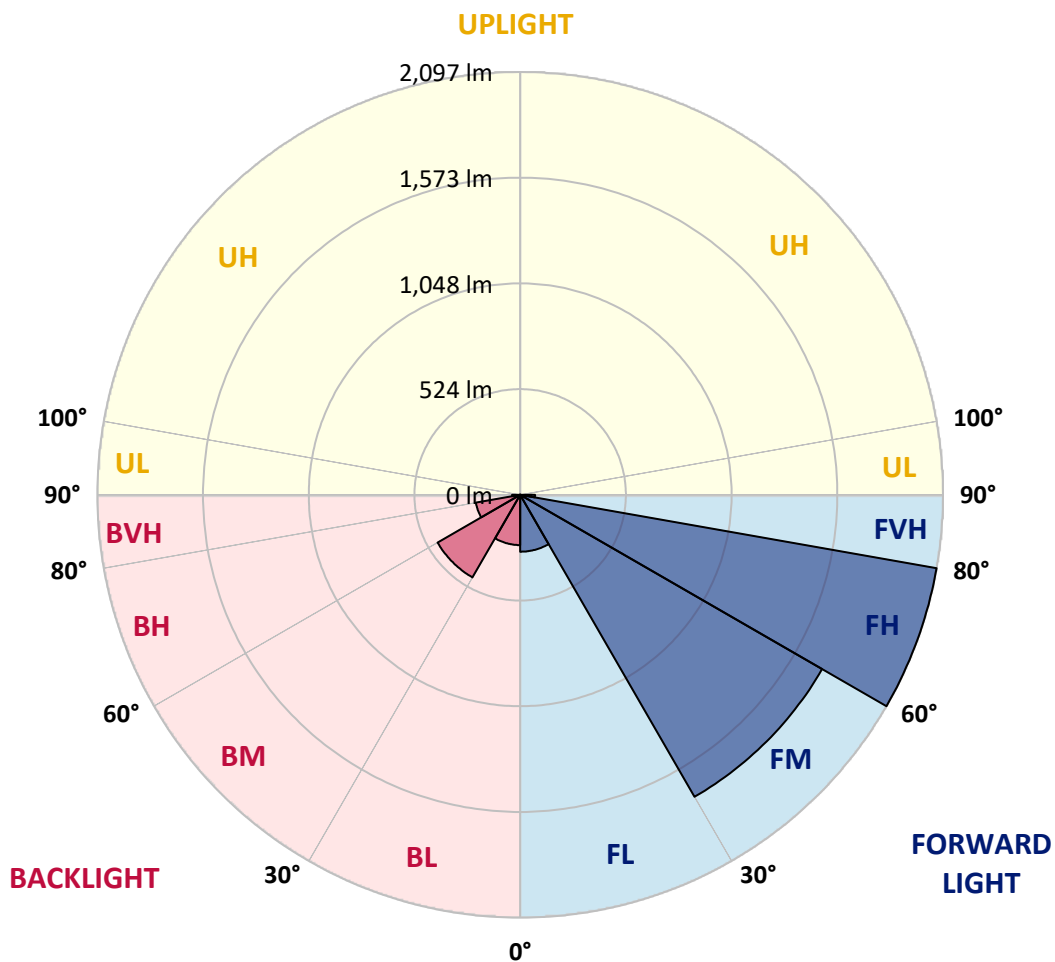
CATALOG NUMBER: GWC-AF-01-LED-E1-T4FT-7050-800

LUMINAIRE CLASSIFICATION SYSTEM LUMEN TABLE AND BUG RATING:

Zone		Lumens	% Fixture	Zone Rating/Lumen Limit		
				B	U	G
FL	(0°-30°)	282.3	5.5			
FM	(30°-60°)	1728.9	33.5			
FH	(60°-80°)	2096.8	40.6			G2/5000
FVH	(80°-90°)	73.5	1.4			G1/100
BL	(0°-30°)	249.4	4.8	B1/500		
BM	(30°-60°)	472.9	9.2	B1/1000		
BH	(60°-80°)	223.0	4.3	B1/500		G1/500
BVH	(80°-90°)	40.2	0.8			G1/100
UL	(90°-100°)	0.0	0.0		U0/0	
UH	(100°-180°)	0.0	0.0		U0/0	

BUG Rating: B1-U0-G2

Type IV Short





REPORT NUMBER: P200365

CATALOG NUMBER: GWC-AF-01-LED-E1-T4FT-7050-800

CANDELA DISTRIBUTION (FULL):

	0°	5°	15°	25°	35°	45°	55°	65°	75°	85°	90°
0°	779.9	779.9	779.9	779.9	779.9	779.9	779.9	779.9	779.9	779.9	779.9
2.5°	749.1	750.6	748.8	751.1	754.8	758.8	761.5	765.5	769.9	776.1	777.6
5°	713.9	716.1	716.1	720.1	727.3	733.7	739.7	746.1	755.5	766.2	770.4
7.5°	675.2	676.4	678.6	684.6	695.0	704.2	712.6	723.0	735.9	750.1	757.5
10°	628.5	630.2	633.7	642.2	656.3	668.9	681.1	695.5	711.9	729.5	738.9
12.5°	595.5	595.0	596.5	602.7	615.1	630.5	648.1	666.5	686.6	707.2	718.6
15°	584.3	581.6	575.9	574.4	581.1	596.5	616.8	639.4	663.5	688.3	702.4
17.5°	591.3	586.6	570.9	559.5	558.5	570.2	591.8	617.1	644.9	675.2	692.8
20°	635.0	623.8	585.3	558.8	549.6	555.3	574.2	601.0	633.7	673.9	696.5
22.5°	739.4	723.0	641.4	592.0	561.0	554.1	568.2	596.7	635.0	689.3	718.1
25°	891.5	868.2	737.7	674.9	610.9	573.9	577.1	606.4	652.6	725.0	759.8
27.5°	1011.6	996.5	863.5	791.8	701.7	627.5	606.2	630.7	688.6	783.6	819.1
30°	1083.1	1073.9	998.0	924.3	817.6	712.9	661.8	676.4	744.9	864.7	894.0
32.5°	1165.9	1160.5	1123.3	1055.5	942.6	825.0	749.8	744.6	820.3	962.2	975.6
35°	1251.8	1250.1	1228.2	1179.6	1076.9	972.9	866.7	831.5	902.4	1063.5	1055.0
37.5°	1331.7	1328.7	1316.1	1287.8	1217.3	1131.7	985.8	920.5	991.0	1160.2	1122.8
40°	1478.8	1455.5	1412.1	1390.7	1359.2	1265.4	1080.3	1003.7	1082.8	1252.5	1181.3
42.5°	1658.2	1620.3	1539.4	1510.1	1505.6	1370.9	1144.9	1084.3	1175.4	1344.1	1238.9
45°	1799.4	1763.7	1694.0	1657.0	1673.4	1466.4	1209.6	1170.4	1270.7	1440.1	1298.2
47.5°	1950.0	1893.9	1801.6	1812.8	1848.5	1556.7	1275.6	1263.0	1375.1	1547.6	1371.9
50°	1955.5	1912.6	1872.1	1938.9	1994.4	1639.9	1358.2	1360.0	1502.9	1682.8	1469.9
52.5°	1842.1	1832.9	1897.2	2002.1	2082.3	1705.6	1452.3	1460.2	1666.4	1838.1	1577.6
55°	1802.4	1792.0	1866.2	1980.0	2094.2	1760.0	1554.3	1568.7	1864.2	2001.9	1682.5
57.5°	1899.2	1876.1	1881.0	1969.6	2065.2	1819.5	1665.4	1694.5	2079.0	2145.1	1750.0
60°	2169.6	2120.2	2026.4	2024.2	2080.8	1908.8	1794.0	1829.4	2302.4	2213.5	1723.7
62.5°	2549.0	2499.6	2324.0	2209.6	2201.1	2056.2	1951.8	1961.2	2431.4	2120.7	1563.2
65°	2959.6	2915.5	2719.2	2557.7	2479.8	2300.4	2135.1	2020.0	2389.2	1865.4	1282.3
67.5°	3458.1	3410.7	3242.0	3092.9	3018.0	2694.4	2263.9	1963.7	2121.5	1445.1	921.8
70°	3806.8	3758.4	3691.9	3812.7	3996.1	3262.9	2280.5	1734.7	1584.5	960.5	554.8
72.5°	3351.9	3329.4	3450.7	3959.6	4723.3	3607.8	2061.4	1263.0	920.3	509.9	321.1
73°	3071.1	3066.1	3273.0	3856.6	4728.5	3554.7	1965.4	1173.9	789.3	451.1	293.5
75°	1386.8	1426.7	1880.3	2945.8	4108.2	2929.1	1383.3	673.4	445.9	311.6	221.6
77.5°	333.2	347.1	588.3	1398.9	2594.4	1745.6	626.8	333.0	285.1	220.1	161.8
80°	141.9	146.6	226.5	516.8	1221.5	702.9	288.8	223.1	197.3	153.6	113.4
82.5°	78.9	83.9	128.5	234.5	493.0	239.7	176.2	155.3	129.8	92.6	73.7
85°	44.7	47.4	75.2	131.0	208.9	96.3	105.5	103.2	73.2	47.6	36.2
87.5°	21.1	22.8	36.2	60.8	81.9	37.7	53.6	59.1	45.9	29.0	18.9
90°	0.0	0.0	0.0	0.0	0.0	0.0	0.0	0.0	0.0	0.0	0.0



REPORT NUMBER: P200365

CATALOG NUMBER: GWC-AF-01-LED-E1-T4FT-7050-800

CANDELA DISTRIBUTION (continued):

	95°	105°	115°	125°	135°	145°	155°	165°	175°	180°
0°	779.9	779.9	779.9	779.9	779.9	779.9	779.9	779.9	779.9	779.9
2.5°	779.4	783.8	789.0	791.8	794.3	797.2	800.2	800.2	800.7	801.0
5°	773.9	783.1	791.3	794.7	795.5	795.5	794.7	790.8	787.3	788.8
7.5°	762.5	775.9	782.8	781.6	772.2	761.3	752.1	740.9	735.2	734.2
10°	746.1	761.5	762.7	750.3	727.0	703.7	684.3	665.5	656.5	654.3
12.5°	728.0	742.1	734.2	708.6	671.2	637.2	612.6	593.5	585.1	582.8
15°	713.4	723.0	702.9	662.7	615.6	579.6	559.3	545.1	539.2	537.4
17.5°	705.7	707.7	670.9	616.6	566.5	536.4	523.8	517.1	514.9	513.6
20°	709.4	695.5	640.4	573.7	526.3	505.2	502.2	500.5	500.0	499.2
22.5°	728.0	691.8	612.4	533.0	491.0	481.9	484.3	484.1	483.6	483.1
25°	761.3	695.0	585.1	494.3	461.5	459.5	464.0	464.0	462.0	462.0
27.5°	805.2	701.7	554.6	457.5	434.7	435.0	438.4	437.4	435.2	433.7
30°	858.8	705.9	518.8	424.5	409.7	408.7	409.7	405.4	398.7	398.2
32.5°	913.6	700.7	477.4	395.3	383.1	380.9	380.1	374.2	366.5	364.2
35°	963.2	681.6	435.2	371.9	357.8	352.8	356.3	354.3	347.4	345.6
37.5°	999.5	646.1	397.3	351.3	339.7	338.4	340.7	341.4	333.2	331.5
40°	1023.8	598.0	364.7	334.0	336.2	331.5	324.1	318.8	316.4	315.6
42.5°	1043.4	547.9	337.5	325.8	337.0	323.3	307.2	298.7	303.2	305.2
45°	1066.0	499.0	314.6	315.6	333.2	313.9	295.5	287.3	289.1	289.6
47.5°	1097.0	439.4	290.1	299.2	320.8	307.4	288.3	276.7	268.5	264.8
50°	1139.9	369.0	264.5	280.9	308.7	302.7	277.2	264.8	249.6	246.1
52.5°	1169.7	303.2	243.4	265.5	297.8	293.3	268.2	252.1	236.2	233.2
55°	1153.5	251.8	225.1	248.4	283.4	281.6	260.8	239.2	226.8	224.3
57.5°	1072.9	219.3	210.9	232.2	265.7	271.7	250.9	228.3	219.3	217.6
60°	919.1	199.0	202.0	221.3	251.4	261.8	240.9	222.3	216.4	215.1
62.5°	713.1	185.4	195.3	213.4	240.2	254.8	235.5	221.6	219.3	217.9
65°	510.9	174.4	188.1	205.4	230.0	248.4	233.5	220.6	221.1	219.8
67.5°	347.1	164.8	179.4	196.5	220.1	242.7	230.8	217.1	223.3	221.8
70°	242.9	155.3	169.2	185.1	207.7	234.7	225.8	211.9	211.4	205.4
72.5°	189.6	142.9	155.3	169.2	191.8	223.6	215.9	200.2	192.0	185.8
73°	180.9	139.9	151.9	165.7	188.3	220.8	213.1	197.0	187.8	182.1
75°	149.6	127.0	138.0	150.4	173.4	207.9	199.7	182.4	170.7	167.2
77.5°	117.6	108.7	119.1	130.3	152.8	189.1	179.9	163.3	156.8	153.8
80°	87.1	90.1	99.3	109.2	132.5	169.0	160.8	144.2	172.9	165.7
82.5°	61.3	68.2	76.7	85.6	111.2	149.4	139.4	122.3	126.5	105.2
85°	36.2	44.7	52.6	60.3	80.1	123.8	115.1	97.5	79.9	76.2
87.5°	21.1	24.8	27.0	35.0	55.1	93.3	81.1	72.2	41.4	28.0
90°	0.0	0.0	0.0	0.0	0.0	0.0	0.0	0.0	0.0	0.0

(END OF REPORT)